

# Surgical Kit



Torque Ratchet



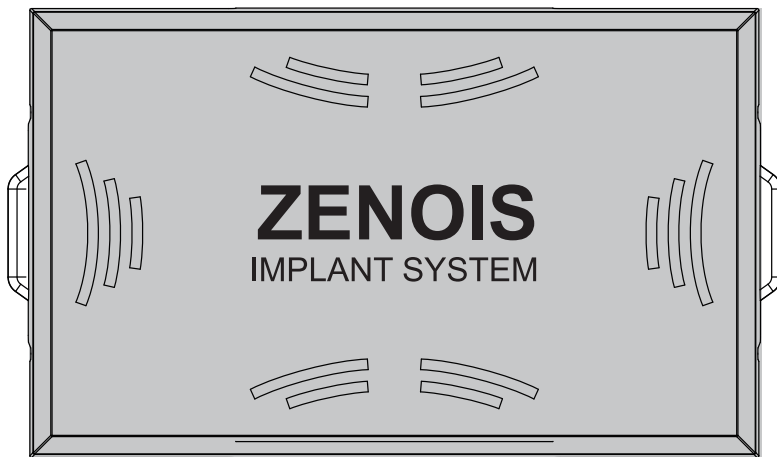
Lance Drill



Lindemann Drill



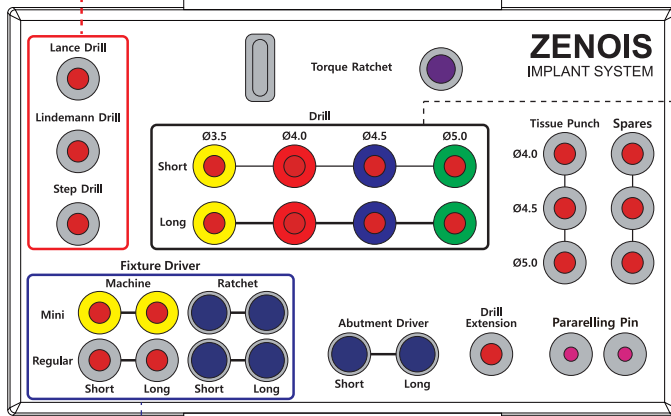

Step Drill



Tissue Punch



Drill




Fixture Driver

Abutment Driver

Driver Extension

Pararelling pin



## Lance Drill



初次钻孔时便于去除皮层骨。  
可以通过钻孔判断骨密度。  
手机速度：1,000-1,500 RPM

Used for first drilling and cutting the bone slightly by 2~3mm  
Deciding the bone density by drilling  
Hand piece speed: 1,000~1,500RPM

## Lindemann Drill



激光打标，长度可调。(2.0/3.0除外)  
根据骨密度省略钻孔，容易而迅速。  
钻头的直径越大，RPM就越小。  
手机速度：1,000~1,500 RPM

Laser marking, regulating the length (except for 2,0/3,0)  
Drilling may be optional, depending on the bone density.  
The larger the diameter of drill, the smaller RPM  
Hand Piece speed : 1,000~ 1,500RPM

## Step Drill



非塞钻  
只需一个钻头就可以进行各种深度的钻孔。  
激光打标，长度可调。  
钻头的直径越大，RPM就越小。  
根据骨密度省略钻孔，容易而迅速。  
手机速度：1,000~1,500 RPM

Drilling for various depth with the drill  
Drilling may be optional, depending on the bone density.  
The surface of the drill : tine-coated  
Hand Piece speed : 1,000~ 1,500RPM


## Parallel Pin



这是分析初期钻孔时形成的孔的状态和设定下次的手术计划的工具。  
插入2.0的孔中，确认初期钻孔的方向和倾斜度。

Analyzing the type of hole when it is drilled  
Planning for next surgical procedure  
Inserting into the 2.0 hole,  
Checking for the first drilling direction and position

## Fixture Driver



包括手机型和扳手型(扭矩螺丝刀)两种，分别有长的和短的类型。  
扳手型的螺丝刀在螺丝刀与扭矩扳手共同结束植入时使用。  
手机型在取出种植体和植入初期使用。  
限定插入扭矩：40Ncm

Handpiece type & Ratchet type(torque screw driver)  
Long type & short type  
Fixture driver for handpiece : taking out the fixture,  
in the beginning of implanting  
Torque control : 40Ncm

## Abutment Driver



在连接基台和基台螺丝刀时使用。  
扭矩螺丝刀  
限定插入扭矩：20Ncm(迷你)，30Ncm(标准)

Using in connecting abutment and abutment screw  
Torque screw driver  
Torque control : 20Ncm(mini type), 30Ncm(Standard type)

## Drill Extension



在延长手机型手术工具的使用长度时使用。

Extending the length of surgical kit for handpiece type

## Tissue Punch



Ø4.0

Ø4.5

Ø5.0

选择合适的尺寸。  
用于取出牙槽骨里面的残留物。

Choose the right size. Used to remove  
residues from alveolar bone.

## Torque Ratchet



在连接扭矩螺丝刀时使用。

激光标记包括15, 25, 35 Ncm, 可以通过调节力度来使用。  
增加扭矩的方向须与箭头方向一致。

Connecting torque screw driver  
Laser marking(15,25,35Ncm)  
Controlling the force